

# Module 3- Quick Start Tools & Editing

Need to know the right tools to use?

How to edit?

The sizing requirements for different platforms?

# Recommended Tools

Ring stand light. (must be able to extend to at least 5 feet tall)

I would also suggest a foldable step stool. This can be used to increase the height of the camera to above eye level which I recommend.

Below is the link to the one I recommend; it is actually better than the one that I bought a year ago...guess it's time for me to upgrade again!!

[Ring Light Stand](#)

[Mobile Cell Phone Stand](#)

## Mobile Phone Ring Light

This is a great option because it allows you to adjust the amount of light on your face. The flash from your camera is harsh and can often create shiny spots on your face.

[Phone Ring Light](#)

## Foldable Stool

This is a great option to put your stand on, if you are taller. Most phone stands don't raise higher than 5ft. [Stool](#)

# Recommended Phones

There are so many great phone cameras out there right now.  
First and foremost, you need a camera that is less than 3 years old.

Every year the cameras get better and better. Of course DSLR are always going to be the best options, but trying to do your own branding session with those, isn't even something I do, unless of course I am working with someone who is at least familiar with focusing on nice cameras.

## Top 5 Phones of 2021

**iPhone 12 Pro Max** – Hands down the BEST CAMERA PHONE EVER!!! I might have to switch to an iPhone just because of this amazing camera!!

**iPhone 12** – 2<sup>nd</sup> best camera phone

**Samsung Galaxy Note 20 Ultra** – In my experience Galaxy cameras rival that of the iPhone, but we will see....

**Pixel 4a 5G & Google Pixel 5** These are great options if you are on a budget, or just don't want to spend more than a grand on a new phone, lol.

# Editing – Size Requirements

First, let's keep it simple...Portrait vs. Landscape

Portrait(Vertical): This is going to be your best option for most uses.

Requested sizing by Platforms....

Instagram Feed: 1080px X 1080px (square)

Instagram & Facebook Stories: 1080px X 1920px

Pinterest: 1000px X 1500px

Landscape (Rectangle): This is used for very specifical uses.

Requested sizing by Platforms

Facebook Cover: 1640px X 924px

Facebook Post: 940px X 788px


YouTube: 1920px X 1080px

Website: 1650px X 650px

# Phone Portrait Examples



This is the original Vertical image that I took with my phone.



See how they crop, now obviously I would crop in so it looks more professional: but that will be covered in a different slide.



Instagram



Facebook



Stories



Pinterest



# Phone Landscape Examples



This is the original Landscape image that I took with my phone.

These are cropping options for landscape photos. Of course you can crop vertical images for these, but it may not be pretty....



Facebook Cover



Website




Youtube




Facebook Post

# How to crop & edit quickly on your phone?



Rule of Thirds- classic



Fashion crop

Check out the links below this video to see how I use my phone to edit,  
And how I use the free Canva to edit!

